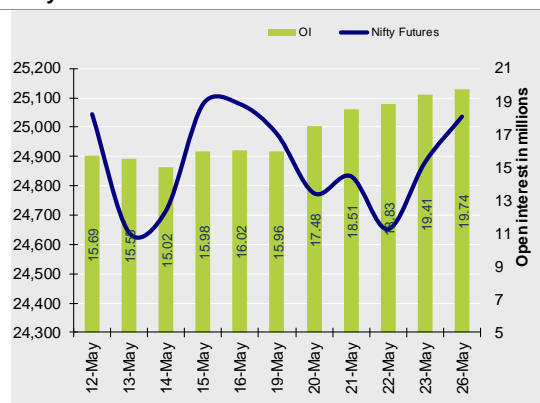


## Nifty Snapshot

	Close	Prv Cl.	Ab chg	% chg
<b>Spot</b>	25,001.15	24,853.15	148.00	0.60
<b>Futures</b>	25,035.90	24,879.90	156.00	0.63
<b>Oil(ml shr)</b>	19.74	19.41	0.33	1.68
<b>Vol (lots)</b>	131080	142364	-11284	-7.93
<b>COC</b>	34.75	26.75	8.00	29.9
<b>PCR-OI</b>	1.06	1.09	-0.02	-1.9

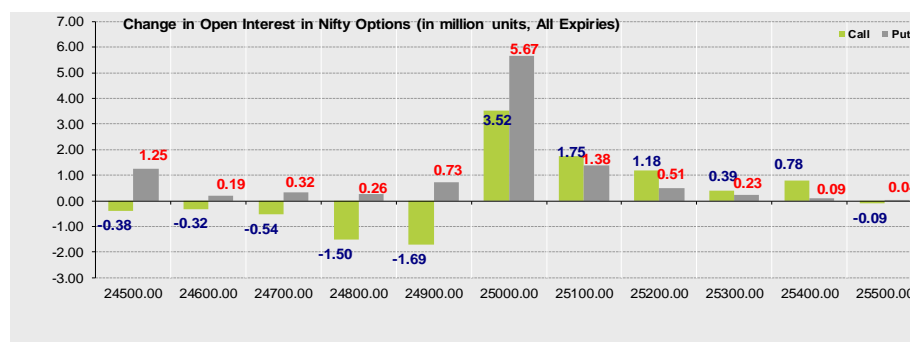
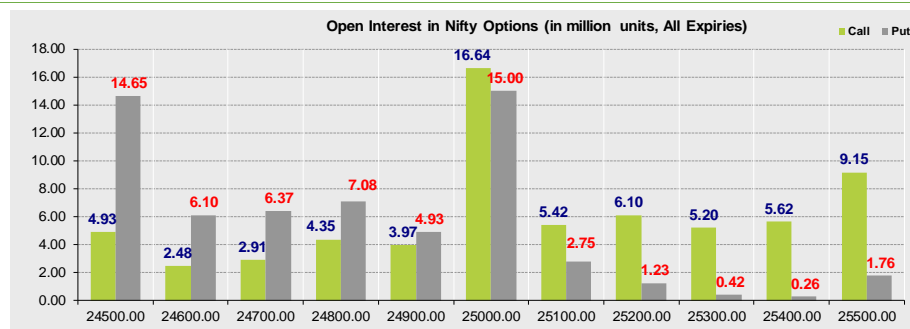
## Nifty Futures Price v/s OI



## Summary

- Indian markets closed on a positive note where buying was mainly seen in IT, Automobiles, Metals Sectors. Nifty May Futures closed at 25035.90 (up 156.00 points) at a premium of 34.75 pts to spot.
- FII's were net buyers in Cash to the tune of 135.98 Cr and were net buyers in index futures to the tune of 565.20 Cr.
- India VIX increased by 4.29% to close at 18.02 touching an intraday high of 18.41.

## Open Interest in Nifty Options:



- The above second chart shows previous trading day's change in Nifty options where Addition in OI were seen in 25200, 25100, 25000 strike Calls and at 24800, 24900, 25000, 25100 strike Puts indicating market is likely to remain range bound in the near term.
- Highest OI build-up is seen at 25000 strike Calls and 25000 strike Puts, to the tune of 16.64mn and 15.00mn respectively.

## Outlook on Nifty:

**Index is likely to open on a flat note today and is likely to remain range bound during the day.**

## Institutional Activity in previous trading session

(in Rs cr.)	Buy	Sell	Net
Index Futures	6711.44	6146.24	565.20
Index Options	880061.84	837345.95	42715.89
Stock Futures	136735.97	134574.93	2161.04
Stock Options	89516.06	82458.65	7057.41
FII Cash	9,081.47	8,945.49	135.98
DII Cash	10,545.16	8,799.44	1,745.72

## Net FII Activity (in Rs cr.)

Date	Idx Fut	Stk Fut	Idx Opt	Cash
26-May	565.2	2161.0	42715.9	136
23-May	151.9	3035.8	15510.5	1795
22-May	-3169.3	-3460.8	-45529.1	-5045
21-May	201.4	2084.2	35299.4	2202
20-May	-2784.2	-4032.9	6642.1	-10016
19-May	-86.8	-3714.6	937.1	-526

## Technical Pivot (Intraday):

	S2	S1	PIVOT	R1	R2
NIFTY	24845	24940	25030	25130	25220
BANKNIFTY	55050	55370	55675	55990	56300

(Price is in Rs; OI is in million units; Price chg and OI chg are in percentage) **NB RESEARCH**

## Fresh Longs seen in:

Scrip	Price	Price chg	OI	OI Chg
M&MFIN	257.5	0.2	35.3	12.4
NCC	235.2	0.7	17.6	11.6
FINNIFTY	26645.0	0.4	0.1	9.7

## Short Covering seen in:

Scrip	Price	Price chg	OI	OI Chg
APOLLOTYRE	497.0	0.5	3.6	-19.8
MRF	146620.0	1.9	0.0	-18.0
IRFC	140.6	2.7	78.2	-12.7

## Fresh Shorts seen in:

Scrip	Price	Price chg	OI	OI Chg
ETERNAL	226.2	-5.0	276.4	18.8
GLENMARK	1393.4	-2.1	7.6	9.8
ABFRL	87.0	-2.3	34.1	8.6

## Long Unwinding seen in:

Scrip	Price	Price chg	OI	OI Chg
ESCORTS	3502.3	-0.4	0.8	-21.3
ANGELONE	2990.4	-3.0	3.6	-17.6
CESC	169.9	-0.1	18.6	-9.0

NIFTY50 Options OI (CE OI = Resistance) (PE OI = Support)			
Symbol	Highest CE OI	Highest PE OI	CMP
ADANIENT	2600	2400	2547
ADANIPTS	1400	1400	1401
APOLLOHOSP	7200	7000	7112
ASIANPAINT	2500	2300	2335
AXISBANK	1220	1200	1217
BAJAJ-AUTO	9000	8800	8956
BAJFINANCE	10000	9000	9288
BAJAJFINSV	2100	2000	2056
BEL	390	380	385
BHARTIARTL	1900	1800	1850
CIPLA	1600	1300	1485
COALINDIA	410	400	404
DRREDDY	1240	1150	1239
EICHERMOT	5600	4500	5437
ETERNAL	240	230	226
GRASIM	2800	2700	2654
HCLTECH	1700	1580	1674
HDFCBANK	1980	1920	1944
HDFCLIFE	760	720	780
HEROMOTOCO	4500	3900	4349
HINDALCO	700	650	662
HINDUNILVR	2400	2400	2395
ICICIBANK	1460	1400	1463
ITC	440	430	435
INDUSINDBK	850	750	800

NIFTY50 Options OI (CE OI = Resistance) ( PE OI = Support)			
Symbol	Highest CE OI	Highest PE OI	CMP
INFY	1600	1500	1580
JSWSTEEL	1050	1000	1034
JIOFIN	300	250	282
KOTAKBANK	2200	1860	2094
LT	3500	3600	3652
M&M	3200	3000	3088
MARUTI	13000	12000	12433
NTPC	350	345	344
NESTLEIND	2500	2380	2444
ONGC	250	240	246
POWERGRID	310	290	297
RELIANCE	1450	1400	1438
SBILIFE	1780	1780	1801
SHRIRAMFIN	700	600	666
SBIN	800	800	796
SUNPHARMA	1700	1600	1676
TCS	3600	3400	3539
TATACONSUM	1300	1100	1138
TATAMOTORS	800	700	731
TATASTEEL	160	155	163
TECHM	1600	1580	1601
TITAN	3500	3500	3617
TRENT	6000	5200	5522
ULTRACEMCO	12500	10000	11718
WIPRO	300	250	250

OI against MWPL				
Symbol	MWPL	Open Interest	Limit for next day	% OI
TITAGARH	16037381	14963175	Ban	93%
SAIL	289148547	266421400	8269719	92%
CHAMBLFERT	31728204	28313800	Ban	89%
CDSL	35530000	31135825	2617675	88%
RBLBANK	121575211	104994250	Ban	86%
HINDCOPPER	65482129	55970650	Ban	85%
ANGELONE	11638502	9694450	1362126	83%
LICHSGFIN	60244101	48483000	8748895	80%
MANAPPURAM	109606743	88200000	Ban	80%
HFCL	189248684	152004800	27781449	80%
LTF	168467595	135301226	24742989	80%
DIXON	8159946	6353600	1398348	78%
GRANULES	29668038	22924400	5260236	77%
NATIONALUM	178967755	137913750	32105617	77%
PNB	687763516	517808000	135567340	75%
CANBK	672420574	505892250	132907295	75%
BANDHANBNK	193371109	144883600	38818953	75%
INDUSINDBK	125014099	93023000	25740394	74%
TATATECH	36328758	26926500	7585820	74%
ACC	16266067	11928600	3524163	73%
IREDA	134388235	98536000	29132823	73%
BSE	63258922	45856875	14239100	72%
AARTIIND	41876170	30008150	9774211	72%
BSOFT	32988281	23555700	7783166	71%
BIOCON	94007780	65982500	23324891	70%
MUTHOOTFIN	21400003	14970450	5359552	70%
HUDCO	100095000	69765725	25324525	70%
SYNGENE	37816323	26041000	9884506	69%
CONCOR	55081874	37807000	14520780	69%
NMDC	689383367	456435000	198479198	66%
HAL	37934515	25099800	10937989	66%
VOLTAS	46126252	29741700	14078239	64%
TATACHEM	31601465	20351000	9670391	64%

[illegible]

**Derivative Recommendations:**

Stock Name	Call (Buy/Sell)	Entry price	Targets	Stop Loss	Duration	Status
NIFTY 25000 PE	Buy	200	300	150	BTST	Open
HUDCO (Bull Call spread)	Buy	9.8	20	4	Positional	Open
CAMS 4000CE	Buy	169	250	130	1-2 Days	Open

**FROM THE EQUITY DERIVATIVE DESK:**

**NIRAV HARISH CHHEDA**  
AVP - DERIVATIVES AND TECHNICAL RESEARCH  
E-Mail: [nirav.chheda@nirmalbang.com](mailto:nirav.chheda@nirmalbang.com)  
Tel no: 6273-8199/8000

**AMIT BHUPTANI**  
SNR.DERIVATIVES AND TECHNICAL RESEARCH ANALYST  
E-Mail: [amit.bhuptani@nirmalbang.com](mailto:amit.bhuptani@nirmalbang.com)  
Tel no: 6273-8242/8000

**DISCLOSURES**

Research Reports that are published by Nirmal Bang Securities Private Limited (hereinafter referred to as "NBSPL") are for private circulation only. NBSPL is a registered Research Analyst under SEBI (Research Analyst) Regulations, 2014 having Registration no. INH000001766. NBSPL is also a registered Stock Broker with National Stock Exchange of India Limited, BSE Limited, Metropolitan Stock Exchange of India Limited, Multi Commodity Exchange of India Limited, National Commodity and Derivative Exchange Limited and Indian Commodity Exchange Limited in cash and Equity and Commodities derivatives segments.

NBSPL has other business divisions with independent research teams separated by Chinese walls, and therefore may, at times, have different or contrary views on stocks and markets.

NBSPL or its associates have not been debarred / suspended by SEBI or any other regulatory authority for accessing / dealing in securities Market. NBSPL, its associates or analyst or his relatives do not hold any financial interest (Except Investment) in the subject company. NBSPL or its associates or Analyst do not have any conflict or material conflict of interest at the time of publication of the research report with the subject company. NBSPL or its associates or Analyst or his relatives may or may not hold beneficial ownership of 1% or more in the subject company at the end of the month immediately preceding the date of publication of this research report.

NBSPL or its associates / analyst has not received any compensation / managed or co-managed public offering of securities of the company covered by Analyst during the past twelve months. NBSPL or its associates have not received any compensation or other benefits from the company covered by Analyst or third party in connection with the research report. Analyst has not served as an officer, director or employee of Subject Company. NBSPL / analyst has not been engaged in market making activity of the subject company.

Analyst Certification: The research analysts and authors of these reports, hereby certify that the views expressed in this research report accurately reflects my/our personal views about the subject securities, issuers, products, sectors or industries. It is also certified that no part of the compensation of the analyst(s) was, is, or will be directly or indirectly related to the inclusion of specific recommendations or views in this research. The analyst(s) principally responsible for the preparation of this research report and has taken reasonable care to achieve and maintain independence and objectivity in making any recommendations.

**DISCLAIMER**

This report is for the personal information of the authorized recipient and does not construe to be any investment, legal or taxation advice to you. NBSPL is not soliciting any action based upon it. Nothing in this research shall be construed as a solicitation to buy or sell any security or product, or to engage in or refrain from engaging in any such transaction. In preparing this research, we did not take into account the investment objectives, financial situation and particular needs of the reader.

This research has been prepared for the general use of the clients of NBSPL and must not be copied, either in whole or in part, or distributed or redistributed to any other person in any form. If you are not the intended recipient you must not use or disclose the information in this research in any way. Though disseminated to all the customers simultaneously, not all customers may receive this report at the same time. NBSPL will not treat recipients as customers by virtue of their receiving this report. This report is not directed or intended for distribution to or use by any person or entity resident in a state, country or any jurisdiction, where such distribution, publication, availability or use would be contrary to law, regulation or which would subject NBSPL & its group companies to registration or licensing requirements within such jurisdictions.

The report is based on the information obtained from sources believed to be reliable, but we do not make any representation or warranty that it is accurate, complete or up-to-date and it should not be relied upon as such. We accept no obligation to correct or update the information or opinions in it. NBSPL or any of its affiliates or employees shall not be in any way responsible for any loss or damage that may arise to any person from any inadvertent error in the information contained in this report. NBSPL or any of its affiliates or employees do not provide, at any time, any express or implied warranty of any kind, regarding any matter pertaining to this report, including without limitation the implied warranties of merchantability, fitness for a particular purpose, and non-infringement. The recipients of this report should rely on their own investigations.

This information is subject to change without any prior notice. NBSPL reserves its absolute discretion and right to make or refrain from making modifications and alterations to this statement from time to time. Nevertheless, NBSPL is committed to providing independent and transparent recommendations to its clients, and would be happy to provide information in response to specific client queries.

Before making an investment decision on the basis of this research, the reader needs to consider, with or without the assistance of an adviser, whether the advice is appropriate in light of their particular investment needs, objectives and financial circumstances. There are risks involved in securities trading. The price of securities can and does fluctuate, and an individual security may even become valueless. International investors are reminded of the additional risks inherent in international investments, such as currency fluctuations and international stock market or economic conditions, which may adversely affect the value of the investment. Opinions expressed are subject to change without any notice. Neither the company nor the director or the employees of NBSPL accept any liability whatsoever for any direct, indirect, consequential or other loss arising from any use of this research and/or further communication in relation to this research. Here it may be noted that neither NBSPL, nor its directors, employees, agents or representatives shall be liable for any damages whether direct or indirect, incidental, special or consequential including lost revenue or lost profit that may arise from or in connection with the use of the information contained in this report.

Copyright of this document vests exclusively with NBSPL. Our reports are also available on our website [www.nirmalbang.com](http://www.nirmalbang.com)